

FIBRE USER GUIDE



Safety and Security precautions



Your equipment can be affected by lightning. Therefore, during such times, please switch off and unplug your devices including the Optical Network Terminal (ONT) and the PEO TV Set Top Box (STB) from the wall power sockets to ensure the safety of you and your equipment.

*Do NOT remove the Fibre cable (yellow) from the Optical Network Terminal (ONT).

Secure Your Wi-Fi Password

Recommended to change default Password and use your own Password. (Please refer to page 14 for more details)

Username:

Password:

Contents

Introduction.....	2
Key Benefits	2
Manage your Fibre connection	3
MySLT APP and Portal.....	3
MySLT APP Registration.....	3
MySLT Service Benefits.....	3
Manage your SLT-MOBITEL Triple Play with Alexa	4
Bill payment options	4
Value Added Services.....	5
Meet Data bundles.....	5
Unlimited entertainment pack.....	5
YouTube Data bundle	5
Messenger Data bundle	5
PEOTVGO	5
SLTGO.....	6
Smart Home.....	6
Eazy Storage.....	6
HitFlix.....	6
eSiphala.....	7
eSports.....	7
eChannelling	7
Enhance Wi-Fi Coverage	8
Power Line Adaptors.....	8
Why a customer needs a PLA.....	8
Wi-Fi Extender.....	9
Why a customer needs a Wi-Fi Extender	9
Rechargeable Power Adaptor.....	10
Configuration & Troubleshooting.....	11
Equipment required in SLT-MOBITEL Fibre Service	11
ONT	11
STB	11
Phone.....	11
ONT Installation	12
ONT Troubleshooting.....	13
Security Aspects of SLT-MOBITEL Fibre Connection.....	14
ONT Configuration - Quick Setup.....	14

Introduction




Dear Customer,

Thank you for choosing SLT-MOBITEL National Fibre, Sri Lanka's First, Fastest and widest Premium Fibre connection.

We are honoured to have you with us, always.

Revolutionising the Internet usage across the country, by unveiling a significant enhancement to the SLT-MOBITEL Broadband user experience.

Single Fibre connection provides,

-  Voice (enabled IDD)
-  Internet
-  PEO TV

You can choose the preferred services with different bundled solutions:

නිතවත් පාරිභෝගිකය,

දේශයේ Fibre ඔලිම්පික් වන ශ්‍රී ලංකාවේ ප්‍රථම අධිවේගී පුළුල්තම ආවරණය ඇති නවීනතම SLT-MOBITEL Fibre ඔබ විසින් තෝරාගැනීම ගැන පළමුවෙන් ම ස්තූතිවන්ත වෙමු.

ඔබ කැමති සේවාවන් විවිධ පැකේජ වශයෙන් තෝරාගැනීමට ඔබට හැකි අතර ඒ අතරට පහත සඳහන් සේවා ද අයත් වේ.

 ඇමතුම් (ජාත්‍යන්තර ඇමතුම් ගැනීමේ හැකියාව සහිතව)

 අන්තර්ජාලය

 PEO TV

ඇමතුම්, අන්තර්ජාල සහ PEO TV පැකේජ විස්තර සහ වෙනත් විශේෂ ප්‍රතිලාභ දැනගැනීම සඳහා www.sltmobitel.lk වෙත පිවිසෙන්න.

මதிப்பிற்கුරිය වාග්‍යාලයාලයන්ගේ,

දේශීය පැපර් ඉලෙක්ට්‍රොනික්ස් මුද්‍රණයෙන්, අතිවේගයෙන් මාරු වන විවිධ SLT-MOBITEL Premium Fibre ඉணයක්වන දේශීය සේවාවන් සැපයීමට නිරතව ඇත.




 අමතර සේවාවන් (IDD සේවාවන් සඳහා)

 ඉணයක්



 PEO TV

අමතරව, ඉணයක් මාරු වන PEO TV පැකේජයකින් විවිධ සේවාවන් මාරු වන මුද්‍රණය අනුමතවන අනුමතවන පිරිසිදු සේවාවන් www.sltmobitel.lk



TRIPLE PLAY

DOUBLE PLAY - BB

DOUBLE PLAY - PEO

Visit www.sltmobitel.lk for calling plans, internet and PEO TV package details.



Key Benefits,

- Packages with ultrafast download speeds of up to 100Mbps/1000Mbps and upload speeds of up to 50Mbps/500 Mbps.
- Lowest latency for online gaming.
- Seamless connectivity of multiple devices.
- UHD quality video streaming.
- An array of HD channels with PEO TV.
- Up to 3 PEO TV connections.
- Two UHD quality Voice lines with separate telephone numbers.
- Lifetime warranty with free maintenance 24x7. (With reference to the T & C of the customer agreement.)



Manage your Fibre connection



MySLT APP and Portal

Access all SLT-MOBITEL services through one App.

ඔබේ Fibre සබඳතාව කළමනාකරණය කරගැනීම

MySLT APP සහ Portal මඟින් සියලු SLT-MOBITEL සේවාවන් වන ඇප් වකස් මඟින් ලබාගැනීමට හැකිය.

පෞර් ඉணෙහිනෙ නිර්වකිතිඳුකුණ

MySLT APP ආලම SLT-MOBITEL ඉණ අනෙතතූ ජෛවෙකකුණෙයුම ඉරේ සෙයලියිලි පෙරුනිරිඳුකුණ.



MySLT APP Registration

- Download MySLT App from the Play Store or the App Store or visit MySLT Portal.
- Sign in with your Mobile Number, Facebook or Gmail account.
- Connect your App using your SLT-MOBITEL Account number (Refer your bill).
- If there are any sign-in issues call 1212.

MySLT APP සඳහා ලියාපදිංචි වීම

- Play Store හෝ App Store වෙතින් MySLT App ඔවුන්ලොඩ් කිරගනන. නොවිසේනම් MySLT Portal වෙත පිවිසෙන්න.
- ඔබේ පංගම දුරකථන අංකය/ඊමේල් ලිපිනය හෝ Gmail හෝ Facebook ගිණුම භාවිතා කර sign-in වන්න.
- ඔබේ ගිණුම් අංකය මඟින් ඔබේ ඇප් වක සමග සම්බන්ධ වන්න. (ගිණුම් අංකය ලබාගැනීමට 1212ට sms කරන්න SSS <space>ACT<space>දුරකථන අංකය)
- (වැඩි විස්තර 3 පිටුවෙන්)



MySLT APP பதிவு செய்தல்

- Play Store அல்லது App Store அல்லது MySLT Portal இற்கு பிரவேசித்து MySLT App இனை டவுன்லோட் செய்யுங்கள்.
- உங்கள் மொபைல் இலக்கம் அல்லது Facebook அல்லது புதியபடை கணக்கினை கொண்டு உள்நுளையுங்கள்.
- உங்கள் SLT-MOBITEL கணக்கு இலக்கத்தைப் (கணக்கு இலக்கத்தை அறிய, 1212 SSS <இடைவெளி>ACT<இடைவெளி> தொலைபேசி இலக்கம் என SMS செய்யுங்கள்) பயன்படுத்தி அப்புடன் இணைந்திருங்கள்.
- (மேலதிக விவரங்களுக்கு 3ஆம் பக்கத்தைப் பார்க்கவும்)

MySLT Service Benefits

1. Track your real-time data usage, daily usage details, buying Extra GBs.
2. Activate new data bundles, upgrade packages, and request new additional services.
3. View your current bill summary and pay instantly.
4. Report issues related to your connection and keep track of your query.
5. Register to the eBill facility to obtain bills online.
6. eTeleshop facility for online purchasing.
7. One-click access to SLT-MOBITEL promotions and offers.
8. Manage up to 4 connections.

Additionally, you can call 0112 12 12 12 or use 1212 SMS service to self-manage your account.



Manage your SLT-MOBITEL Triple Play with Alexa

Now everything is just a simple voice command! Connect an Alexa enabled device to your home network and manage your Voice, Broadband and PEO TV connections using voice commands. Ask Alexa to forward your telephone call to your mobile, check if your internet package has run out of data, add some extra GBs. Alexa plays your favourite movie by turning on your PEO TV right beside you.

*A limited service.

Bill payment options

- MySLT App and Portal.
- Bill online portal
<https://billonline.slt.lk/>
- SLT-MOBITEL Regional centres.
- Scan the QR code in your bill or eBill.
- Reputed banks and supermarkets.
- Payment Kiosk.
- Mobile Wallets.

බිල්පත් ගෙවිය හැකි ක්‍රම

MySLT app හෝ MySLT Portal මගින්, ඔන්ලයින් බිල් ගෙවීම
<https://billonline.slt.lk/>, ebill,
SLT-MOBITEL ප්‍රාදේශීය කාර්යාල, බැංකු,
ගෙවීමේ කවුළු සහ M wallet (4 පිටුව බලන්න)

පිල් කොටුපනඥා මුහුණත

MySLT App மற்றும் Portal පිල් ඉන්සෙයන්
තෘණ <https://billonline.slt.lk/>, ebill,
SLT-Mobitel teleshops, Banks, payment
kiosk மற்றும் M wallet (4වූ පக்கத்தைப்
පාර්ච්ඡකව)



From P.O. Box To InBox



Get SLT-MOBITEL Home bills via

eBill

Switch now for an eco-friendly tomorrow



Value Added Services

Meet Data bundles

Working or studying from home? Or maintaining your business continuity over virtual platforms? Now you can use Zoom, Teams, Google Meet, O365, Lynked from SLT-MOBITEL and many other platforms under Meet data bundles without consuming data from your standard data bundle, Extra GB, or Bonus Data.

- Subscribe through MySLT App.

Unlimited Entertainment pack

Unlimited Data to enjoy your favourite movies, TV Shows, or listen to Music with Ultra HD quality. Stream Netflix, Apple TV+, Amazon Prime, PEOTVGO, & many more.

- Subscribe through MySLT App.

YouTube Data bundle

Watch the latest updates of your favourite YouTube channels with UHD quality.

- Subscribe through MySLT App.

Messenger Data bundle


Subscribe now and connect with your favourite Messenger Apps through your SLT-MOBITEL Fibre connection.

- Subscribe through MySLT App.



The latest TV everywhere solution offered by PEO TV. PEOTVGO offers the platform to extend your home PEO TV connection onto your mobile device and enjoy over 50+ local & international channels anywhere you are.

- Subscribe through MySLT App.





Carry your SLT-MOBITEL home internet connection wherever you go. You can use your SLT-MOBITEL home broadband credentials to access Wi-Fi from any SLTGO Wi-Fi hotspot locally or via over 23 million FON's community Wi-Fi hotspots overseas. The SLTGO mobile App will automatically connect you to the nearest and fastest Wi-Fi hotspot available.

SLTGO is also available as a prepaid package that allows you to connect to the SLTGO network and enjoy unlimited Internet.

- Download the SLTGO App and join the SLTGO community.



SLT-MOBITEL Smart Home service enables you to use internet-connected devices for remote monitoring and management of your electronic appliances and even your home lighting which can be controlled easily from anywhere.

Purchase your preferred package online through www.sltmobitel.lk or visit your nearest SLT-MOBITEL office.



Eazy Storage is a cloud storage, file storage, and sharing solution designed to be easy-to-use and universally accessible through mobile Apps & web interfaces.

Access your files, photos, messages, contacts, and documents to work and share with others from any device, anywhere!

Available in prepaid packages that can be used with a top-up account or postpaid packages that can be billed through your existing SLT-MOBITEL connection.



Fulfil your movie and music streaming needs with the best value for money.





Online education portal to be an achiever with a good education. Discover the best classes for distance learning. For more details visit; <https://www.esiphala.lk/>



SLT-MOBITEL eSports hub delivers the ultimate gaming experience for Sri Lankan gamers with latency optimised connectivity and access to tournaments and challenges.

Subscribe to SLT-MOBITEL's Gamer packages and unlock your gaming experience. Get additional Anytime Data towards your gaming activities. For more details; <https://esports.slt.lk/>



Popular eChannelling service, now available on your SLT-MOBITEL Fibre connection. You can reserve appointments with a specialist or a consultant doctor at any eChannelling registered hospital or channelling centre.

To get the facility: Call 1225 or visit <https://www.echannelling.com>

Data Packages

ඔබේ අවශ්‍යතාවන්ට සරිලන ඩේටා පැකේජ රැසක්

YouTube සහ messenger Data Packages

Unlimited Entertainment පැකේජය

Alexa iu.ska SLT-MOBITEL සේවා කළමනාකරණය කරන්න (04 පිටුව බලන්න)

PEOTVGO, SLTGO, eSports

Eazy Storage සහ Smart Home

තවත් සේවා රැසක්

වැඩි විස්තර සඳහා 5-7 පිටු බලන්න

பெறுமதி சேர் சேவைகள்

Meet Data bundles

YouTube மற்றும் messenger Data Packages

Unlimited Entertainment Pack

SLT-MOBITEL சேவைகளை Alexa மூலம் கையாளுங்கள். (4ஆம் பக்கத்தைப் பார்க்கவும்)

PEOTVGO, SLTGO, Eazy Storage மற்றும் Smart Home, e-Sports மற்றும் பல சேவைகள்.

(மேலதிக விவரங்களுக்கு 5-7ஆம் பக்கங்களைப் பார்க்கவும்)



Enhance Wi-Fi Coverage

Wi-Fi signals are capable of passing through walls and other obstacles relatively easily. However, in reality, some walls are thicker or use reinforced concrete and may block some of the signals. Such obstacles cause a reduction in the signal strength, it weakens the signals sent by wireless equipment.

Hence, to overcome these various obstacles in your home, SLT-MOBITEL provides options and solutions. The Power Line Adaptor and Wi-Fi Extender can be used to enhance Fibre service. These accessories can be purchased separately by the customer.

Power Line Adaptors - PLA



Actual product may vary on device model

Power Line Adaptor is a device that can carry internet & PEO TV through home electrical wiring to another place within your premises.

Power Line adaptors turn your electrical cables into a speedy network and will revolutionise the way you watch PEO TV and browse the Internet.

Why a customer needs a PLA

- Extend PEO TV & Internet connection.
- No need to lay cables all over the building.
- Cost-effective solution.

Power Line Adaptors

ගොඩනැගිල්ල පුරා අමතර වයර්ස් කිරීමකින් තොරව ඔබේ PEO TV සහ අන්තර්ජාල ආවරණය ලබාදෙයි.

Power Line Adaptors

මෙලඟික ව්‍යවහාරයක් කළද කුණි
අමතරව වයර්ස් කිරීමකින් තොරව PEO TV
සහ අන්තර්ජාල ආවරණය ලබාදෙයි.



Wi-Fi Extender



Actual product may vary on device model

- Wi-Fi Extender is used to extend the Wi-Fi range.
- It boosts the wireless signal to previously unreachable or hard-to-wire areas perfectly without the need for laying cables.
- Different types of Wi-Fi Extenders are available depending on your requirement.

Why a customer needs a Wi-Fi Extender

- Extends the Wi-Fi range.
- Connects wirelessly to the ONT or access point/power source.
- No need to lay cables all over the building & no technical expertise is required.
- Cost-effective solution.



Actual product may vary on device model

WiFi Extender

WiFi ஞவரண சீலவ வசுலீத கரகலீலல.

Wi-Fi விரிவாக்க

Wi-Fi வலலயமலபபை மேம்படுதூதூ.



Rechargeable Power Adaptor

It is a power backup solution for the customer during power failures.

Fibre connection should be in POWER ON status to keep the Voice, Internet, & PEO TV services in active status. Therefore, during power failures, you can use a rechargeable power adaptor to avoid interruption of the service.



Actual product may vary on device model

You can purchase these devices and many more from SLT-MOBITEL eTeleshop online (visit: eteleshop.slt.lk) or your nearest SLT-MOBITEL Regional Office.

Rechargeable Power Adaptor

විදුලිය බිඳ වැටීමකදී රවුටරය අඛණ්ඩව ක්‍රියාත්මකවීමට power backup SLT-MOBITEL ප්‍රාදේශීය කාර්යාල වෙතින් මිලට ගැනීමට හැකිය.

උසස් තත්වයේ Fibre උපාංග ලබාගැනීමට SLT-MOBITEL වෙත වින්න. නොවිසේනම් eteleshop.slt.lk මගින් ඔන්ලයින් මිලට ගැනීමට හැකිය.

(වැඩි විස්තර 8-10 පිටුවලින්)

Rechargeable Power Adaptor

වලංගු இணைப்பு துண்டிக்கப்படும் சந்தர்ப்பத்திற்கான வலுக் காப்புத் தீர்வை.

தரமான பைபர் சாதனங்களை கொள்வனவு செய்திட பிரவேசியுங்கள் SLT-MOBITEL teleshop அல்லது eteleshop.slt.lk

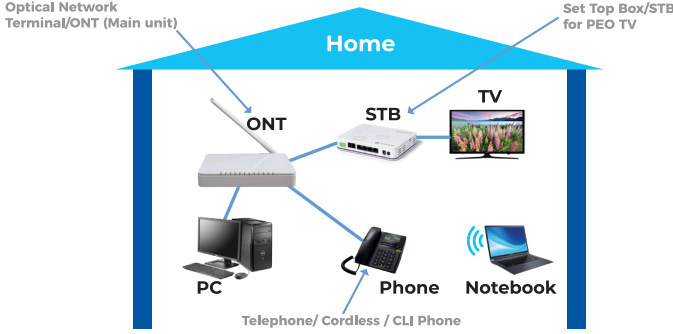
(மேலதிக விவரங்களுக்கு 8-10ஆம் பக்கங்களைப் பார்க்கவும்)



Configuration & Troubleshooting

□ Equipment required in SLT-MOBITEL Fibre Service

Following main units will be installed at your home/office at the time of providing the SLT-MOBITEL Fibre Service.



ONT (Optical Network Terminal)

ONT is the main unit that will be provided & maintained by SLT-MOBITEL.

STB (Set Top Box)

STB is required for the provision of PEO TV service via SLT-MOBITEL Fibre & this will be provided & maintained by SLT-MOBITEL.

*The ownership of the ONT & STB lies with SLT-MOBITEL.

Phone

The phone could be purchased by the customer separately.

*The ownership lies with the customer.

For more details, refer to the customer agreement T&C.

Configuration & Troubleshooting (දෝෂ නිරාකරණය)

SLT-MOBITEL Fibre සේවාව සඳහා අවශ්‍ය උපකරණ මඬේ නිවසට/කාර්යාලයට සේවාව සපයන අවස්ථාවේ දී සවිකරනු ලබන ප්‍රධාන උපාංග පිළිබඳව දැනගැනීමට 11 රූප සටහන බලන්න

ONT Optical Network Terminal සහ STB (Set Top Box), SLT-MOBITEL විසින් සැපයීමේ නඩත්තු කිරීමේ සිදු කෙරේ.

දුරකථනයේ හිමිකාරත්වය පාරිභෝගිකයා සතුව පවතී.

கட்டமைப்பு மற்றும் பழுதுபார்த்தல்

SLT-MOBITEL பைபர் சேவைக்கான உபகரங்களை கோருதல் பைபர் சேவையினை வழங்கும் போது, உங்கள் வீடு/அலுவலகத்தில் பொருத்தப்பட்டுள்ள பிரதான அமைப்பினை 11ஆம் பக்கத்திலுள்ள வரைபடத்துடன் பொருத்திப் பாருங்கள்.

SLT-MOBITEL இனால் வழங்கப்பட்டு பராமரிக்கப்படும் ONT (Optical Network Terminal) மற்றும் ஂரவுஷ (ஂரநவ வுழி டிமுஷ)



Security Aspects of SLT-MOBITEL Fibre Connection

Safety Precautions

Your equipment can be affected by lightning. Therefore, during such times, please switch off and unplug your devices including the Optical Network Terminal (ONT) and the PEO TV Set Top Box (STB) from the wall power sockets to ensure the safety of you and your equipment.

* Do not remove the Fibre cable (Yellow) from the ONT.

Secure Wi-Fi Password

Recommended to change the default Password and use your own Password. (Follow ONT Configuration - Quick set up)

SLT-MOBITEL Fibre Username:

Your default internet Username is your telephone number with 11 digits.

E.g.: 94 11 255 5 666 (use 94 in place of the initial 0.)

SLT-MOBITEL Fibre සම්බන්ධතාවයේ ආරක්ෂාව සඳහා අනුගමනය කළ යුතු පියවර

ඔබේ උපකරණයට අකුණුසැර මගින් හානි සිදුවිය හැකිය. ඒ නිසා එවන් අවස්ථාවලදී ඔබේ උපකරණ ක්‍රියා විරහිත කරන්න. ඔබේ සහ ඔබේ උපකරණවල ආරක්ෂාව වෙනුවෙන් Optical Network Terminal (ONT) සහ PEO TV Set Top Box (STB) ඇතුළු ඔබේ උපකරණවලට සවිකර ඇති ප්ලග් ගලවා ඉවත්කර විදුලියෙන් විසන්ධි කර තබන්න.

*ONT වෙතින් කහ පැහැති Fibre cable එක ඉවත් නොකරන්න.

ආරක්ෂිත Wi-Fi අවසර පදය

ඔබට ලබාදී ඇති Password වෙනස් කර ඔබේ ම Password එකක් භාවිතා කරන ලෙස නිර්දේශ කරන්නෙමු. ONT Configuration අනුගමනය කරන්න. Quick set up 14 පිටුව.

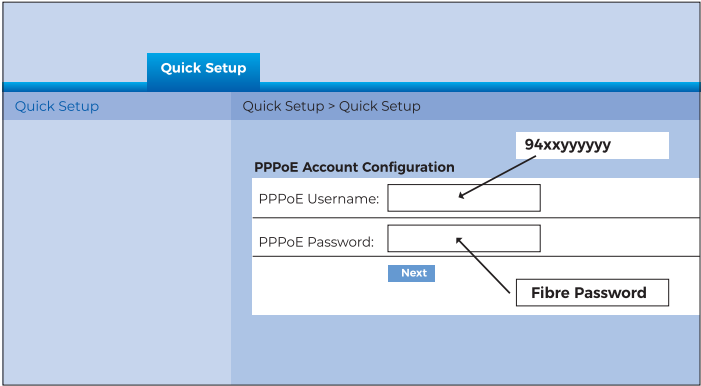
SLT-MOBITEL Fibre පරිශීලක නාමය (Username)

ඔබට ලැබෙන, අන්තර්ජාලයේ ඔබේ පරිශීලක නාමය වන්නේ අංක 11කින් යුත් ඔබේ දුරකථන අංකයයි. උදා. 94 11 2555 666

(පළමු 0 යොදන ස්ථානයේ 94 යොදන්න)



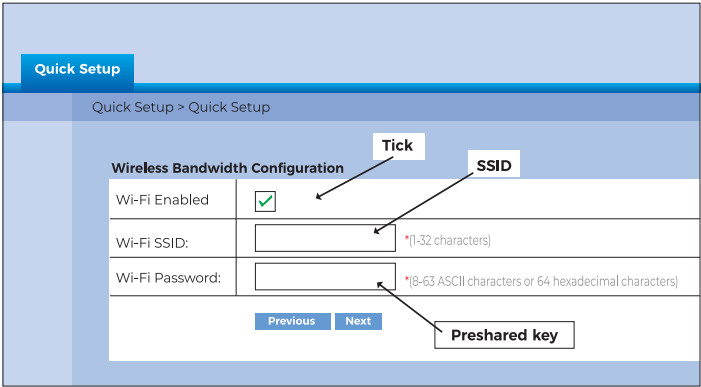
Step 3. Go to Quick Setup, enter Fibre Username & Password, which was given to you with the connection. Click next to continue.



Step 4. Enter wireless configuration Wi-Fi should be enabled.

Wi-Fi SSID - gives a name for a Wi-Fi connection.

Wi-Fi Password - enters a key. (It should be more than 8 characters) Click Next to proceed.



Step 5. Click "Apply" to complete the configuration.



